



WE GUARANTEE
SAFETY STANDARDS
ARE MET
SO CAN YOU

Expect... **AVR**

LET'S TAKE SAFETY TO THE HIGHEST LEVEL

Leaks can be fatal. However, our strict quality control processes ensure reliable products that not only meet, but also exceed, the highest safety standards. All AVK valves are manufactured in our own state-of-the-art factories and thorough tests are carried out to safeguard the traceability, durability and operational reliability of our products.

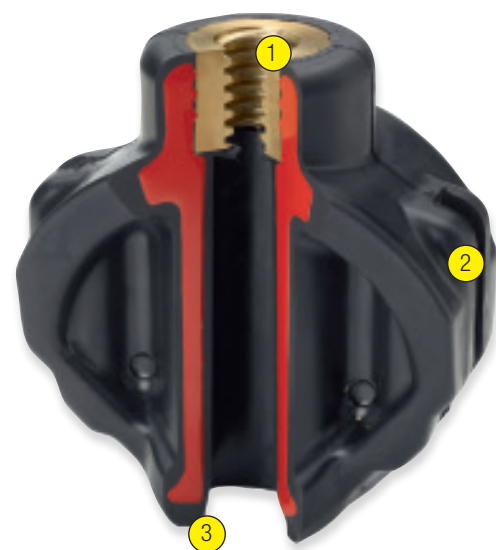
For more than 40 years, AVK has successfully met the safety demands of natural gas companies. We have built a complete range of valves and accessories, and hold quality approvals of our gas valves from the leading national and international testing institutes.

Our quality assurance system is certified according to ISO 9001, and in 2018, we also obtained the ISO/TS 29001 certification, an industry-specific standard for the oil and gas industry. Moreover, we are certified to ISO 14001, the international standard for environmental management, and to OHSAS 18001, the international Occupational Health and Safety Standard.

More than 4,300 people in the AVK group are doing their utmost to ensure that AVK remains one of the world's leading valve manufacturers for gas, water, wastewater, and fire protection applications.



THE UNIQUE WEDGE IS THE HEART OF OUR GATE VALVES




Unique features and benefits:

- Fixed, integral wedge nut prevents corrosion (1).
- Double bonding vulcanisation process ensures maximum adhesion of the rubber.
- Guide rails with integrated wedge shoes ensure low friction and smooth operation (2).
- Rubber vulcanised to the core with min. 1.5 mm on all pressure bearing surfaces and 4 mm on all sealing surfaces gives optimum corrosion protection.
- Large rubber volume in the sealing area provides optimum sealing (3).
- AVK's own rubber compound features an outstanding compression set ensuring tight sealing even after having been compressed numerous times.

Fixed wedge nut and integrated wedge shoes

AVK's wedge nut design with a fixed, integral wedge nut outperforms the traditional loose wedge nut design as it prevents vibration and thus also corrosion and malfunction. The fixed wedge nut, combined with the guide rails with integrated wedge shoes, secure a smooth operation of the valve and low operating torques. The wedge shoes protect the rubber against wear which otherwise would arise caused by the friction during operation.



State-of-the-art rubber technology

AVK GUMMI A/S develops and manufactures the rubber compound for wedges and gaskets using highly advanced technologies.

Data is collected throughout the entire manufacturing process which secures traceability of every single ingredient, compound and final component. AVK performs a number of tests to ensure that the compression set values, the adhesion and the tensile strength meet the predefined requirements. Our NBR compound is approved according to EN 682.



Efficient bonding is the key to durability

The wedge core is immersed in two different baths to provide ultimate bonding between core and rubber. Even if a sharp object penetrates the rubber during closing of the valve, the bonding is so strong that there is no risk of creeping corrosion. As a result, we can offer the best possible rubber adhesion and corrosion protection of the wedge.

Excellent ability to regain original shape

AVK GUMMI A/S has a profound knowledge of a rubber's compression set, meaning its ability to regain original shape.

Even after many years of service where the wedge rubber has been compressed numerous times, the rubber will regain its original shape and ensure a tight sealing. Impurities will not affect the rubber surface or the tightness of the valve, as the impurities will be absorbed in the rubber when the valve is in closed position.



HIGH STRENGTH STEM PROVIDING LOW OPERATING TORQUES




Polished stems with rolled threads

The stem threads (1) are rolled in a cold pressing process which maintains the steel structure and therefore increases the strength of the stem. This method also ensures a smooth thread surface that gives low operating torques and prolonged durability. Finally, we polish the stems to provide a completely even interface (2) between the stem and the stem nut without risk of leakages.

Wedge stop for extra safety

The stainless steel stems are designed with a wedge stop (3) providing a firm stop against the wedge nut when opening the valve. This prevents the wedge from compressing the stem seals and from damaging the coating inside the bonnet resulting in prolonged durability of the valve.



CORROSION PROTECTION IN COMPLIANCE WITH GSK REQUIREMENTS



Internal and external epoxy coating

All castings are blast cleaned according to ISO 12944-4. Any unevenness of the product surface is cleaned to provide perfect adhesion of the coating.

The epoxy is applied in a closed booth, either manually or in our automatic fluidised bed system, where the powder melts and cures in contact with the preheated component. Thorough control measures are applied

to ensure optimum corrosion protection in accordance with DIN 3476 part 1, EN 14901 and GSK requirements.



Thorough tests of the epoxy coating

We check each batch of epoxy coated components to ensure a layer thickness of minimum 250 µm and a pore-free surface.

The coating must be completely free of penetrating pores to avoid subsequent corrosion of the casting underneath. A 3000 V holiday detector with a brush electrode is used to electrically reveal and locate any pores in the coating. The PUR coating can also give an additional protection of a valve when installed in aggressive soils.

The impact resistance test is carried out by means of a stainless steel cylinder dropped on the coating surface through a one meter long tube corresponding to an impact energy of 5 Nm. After each impact the component is electrically tested, and no electrical break-through shall occur.

The curing of the epoxy coating is checked in a cross linkage (MIBK) test, where one drop of methyl isobutyl ketone is put on a horizontal epoxy coated surface of a test piece. After 30 seconds the test area is wiped with a clean white cloth. It is checked that the test surface has not become neither matt nor smeared, and that the cloth remains clean.

Galvanic corrosion prevention

For more than 30 years, we have offered a highly resistant polyurethane (PUR) coating as an option for our gas valves.

Polyurethane gives outstanding protection of the valve against galvanic corrosion, shielding the valve completely from its surroundings, and in addition, polyurethane eliminates any risk that electrical currents will penetrate the valve. PUR coating can also give additional protection of a valve installed in aggressive soils.


The polyurethane coating is quality tested according to EN10290 type 2, class B. This means that the dried coating layer will always have a minimum thickness of 1500µ (1.5 mm). After curing, the PUR coating of every single valve is checked for holidays at 20 kV (20,000 volts). The coating is only approved if no pinholes are detected.



The photo above shows a fully functional PUR coated AVK valve produced in 1989 that has been excavated after 21 years of operation. The valve had to be opened by an angle grinder due to the robustness of the coating, and the valve was still in perfect condition.



NO COMPROMISE ON TIGHTNESS AND TRACEABILITY



Triple safety in the stem sealing system

An NBR wiper ring (1) protects against impurities from the outside. Tightness and low friction are provided by four NBR O-rings in a stem seal nut (2), which is replaceable under pressure. An NBR manchette (3) is the main seal to the flow and prevents leakage in the rare case that the stem seal nut needs to be replaced.

Tight assembly of valve body and bonnet

An NBR bonnet gasket (4) fits into a recess between the valve body and the bonnet. The stainless steel bonnet bolts (5) are encircled by the bonnet gasket, countersunk in the bonnet and finally sealed with hot melt to prevent corrosion.

Full bore prevents pressure loss

A full bore with the same nominal diameter as the pipeline ensures minimum pressure loss, as the valve does not cause any reduction in the flow path.

100% pressure test and traceability

Every single valve is pressure tested to DIN 3230-5, PG 3 / EN 13774 before leaving the factory.

In open position:

1.5 x with water


0.5 bar with air

1.1 x with air

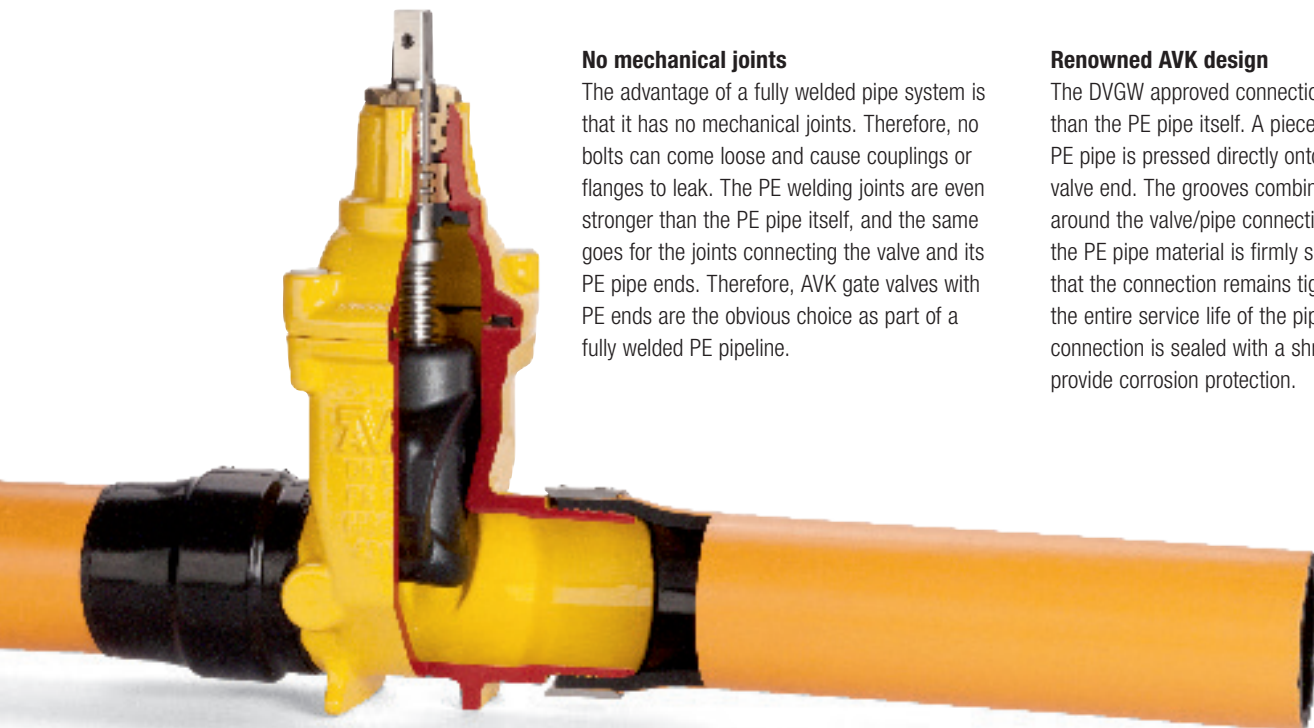
In closed position:

0.5 bar and 1.1 x with air, from both sides

When the valve has successfully passed the pressure test, the serial number is stamped on the valve stem and noted in the pressure test report for documentation.



PE END CONNECTION STRONGER THAN THE PIPE ITSELF




No mechanical joints

The advantage of a fully welded pipe system is that it has no mechanical joints. Therefore, no bolts can come loose and cause couplings or flanges to leak. The PE welding joints are even stronger than the PE pipe itself, and the same goes for the joints connecting the valve and its PE pipe ends. Therefore, AVK gate valves with PE ends are the obvious choice as part of a fully welded PE pipeline.

Renowned AVK design

The DVGW approved connection is stronger than the PE pipe itself. A piece of standard PE pipe is pressed directly onto the grooved valve end. The grooves combined with a sleeve around the valve/pipe connection ensure that the PE pipe material is firmly secured and that the connection remains tight and tensile the entire service life of the pipeline. The connection is sealed with a shrink hose to provide corrosion protection.



GATE VALVES WITH PE ENDS - A NATURAL PART OF PE NETWORKS



Get all the benefits

With a fully welded PE pipe system including valves, you get all the installation benefits of PE pipes. PE pipes are flexible and follow the terrain, so there is no need to level the soil in the trench. PE pipes are easy to handle and are typically welded above ground for easy installation. One of the strengths of AVK gate valves with PE ends is that the same welding parameters can be used throughout the entire network, since standard PE pipes are mounted on the valves. Thanks to the extra-long PE ends of the valves, there is even room for an extra weld, if needed.

Direct welding into PE pipes

AVK gate valves with PE ends enable direct welding into PE pipes by using socket fusion or butt welding. The full, straight bore ensures minimum pressure loss and makes under pressure drilling possible.

The valves are available with PE X PE connection in DN80-400, with flange X PE connection in DN50 X200 and with steel spigot end X PE connection in DN 50-300.



Foundation provides stability

Valves in DN50-100 can be equipped with a foundation that secures the stability of the valve and prevents opening or closing torques from being transferred to the PE pipe. The foundation is made of hot-galvanised steel and includes two plastic straps for fixation of the valve.



GATE VALVES FOR WELDING INTO LOW PRESSURE STEEL PIPES



Complete range up to DN600

AVK gate valves with steel spigot ends are available in DN50 to 600. We offer two different face-to-face dimensions both offering easy access to the welding ends, and optionally with ISO top flange prepared for mounting of electric actuator. The low weight facilitates easy handling of the valves on site. The valves are made of cast steel GP240GH with welding ends according to DIN 3239 part 1. The welding process is performed by certified welders.

All welds undergo non-destructive X-ray testing, which means that the valves comply in full with the requirements of PED (Pressure Equipment Directive) 2014/68/EU.

All tests are carried out by a certified inspection company. The examination procedure is according to EN ISO 17636-1, and the acceptance criteria according to EN ISO 10675-1.



Gate valve with up- and downstream purge points

FLANGED AND SERVICE CONNECTION VALVES COMPLETE THE RANGE

Service connection valves

AVK service connection valves feature the same basic construction as the main-line gate valves except for the wedge design. The wedge core is made of dezincification resistant brass which is vulcanised with NBR rubber externally. The wedge is shaped with wedge guides, and a patented rubber profile ensures low closing torques.

AVK service connection valves are available with internal thread and with PE ends for welding into PE pipes.



Flanged gate valves

Flanged gate valves can be used for almost any application. AVK flanged gate valves are available in two different face-to-face dimensions and with standard bonnet, ISO flange bonnet or with position indicator:

- Long, according to EN 558 table 2 basic series 15 (DIN F5), DN40-500
- Long, with position indicator, DN400-500
- Short, according to EN 558 table 2 basic series 14 (DIN F4), DN40-600
- Short, prepared for actuator with ISO top flange, DN50-400
- Short, with position indicator, DN50-400



PE BALL VALVES FOR LOW PRESSURE APPLICATIONS



Valve range
 AVK CERTUS PE ball valves are available from OD20 up to OD180 mm. Depending on the requested pressure rating the valves are available with SDR11 or SDR17.6 spigot ends.


Full traceability
 AVK PE ball valves are produced with state-of-the-art machinery to guarantee a consistent high quality. We are able to trace components throughout the manufacturing process from initial injection moulding over machining and welding to final batch release test. Every valve is given a unique serial number which can be traced back to the raw polyethylene material.

Approvals and type testing
 CERTUS valves are fully type tested at an external worldwide reputable laboratory. The valves meet all requirements in EN1555-4, ISO4437-4, GIS/V7-2 and EN12201-4.

During type testing, the valves are not only submitted to various long and short term leaktightness checks, but also to rigorous pulling, bending and thermal cycling tests. The operating mechanism and top cap can withstand high torques at extreme temperatures.



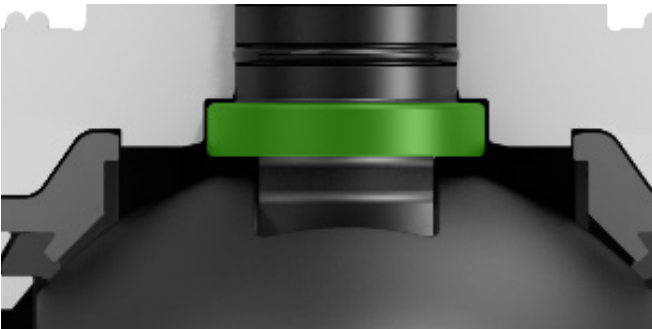
Full bore
 Body and spigots are made of high performance PE100, and the valves can be welded to all PE100 and PE80 pipes. A full bore ensures a low pressure drop and greater flow through the valve at the same pressure. The large bore also allows for pigging of pipes.



(1) If the valve is over torqued, the top cap is designed to fail before the valve seals fail, thus preventing leaks. The safety top cap can be replaced easily under live conditions.



(2) Triple O-ring construction around the stem guaranteeing sealing safety



(3) The intentionally over-designed stem is extremely strong and of the anti blow-out type.



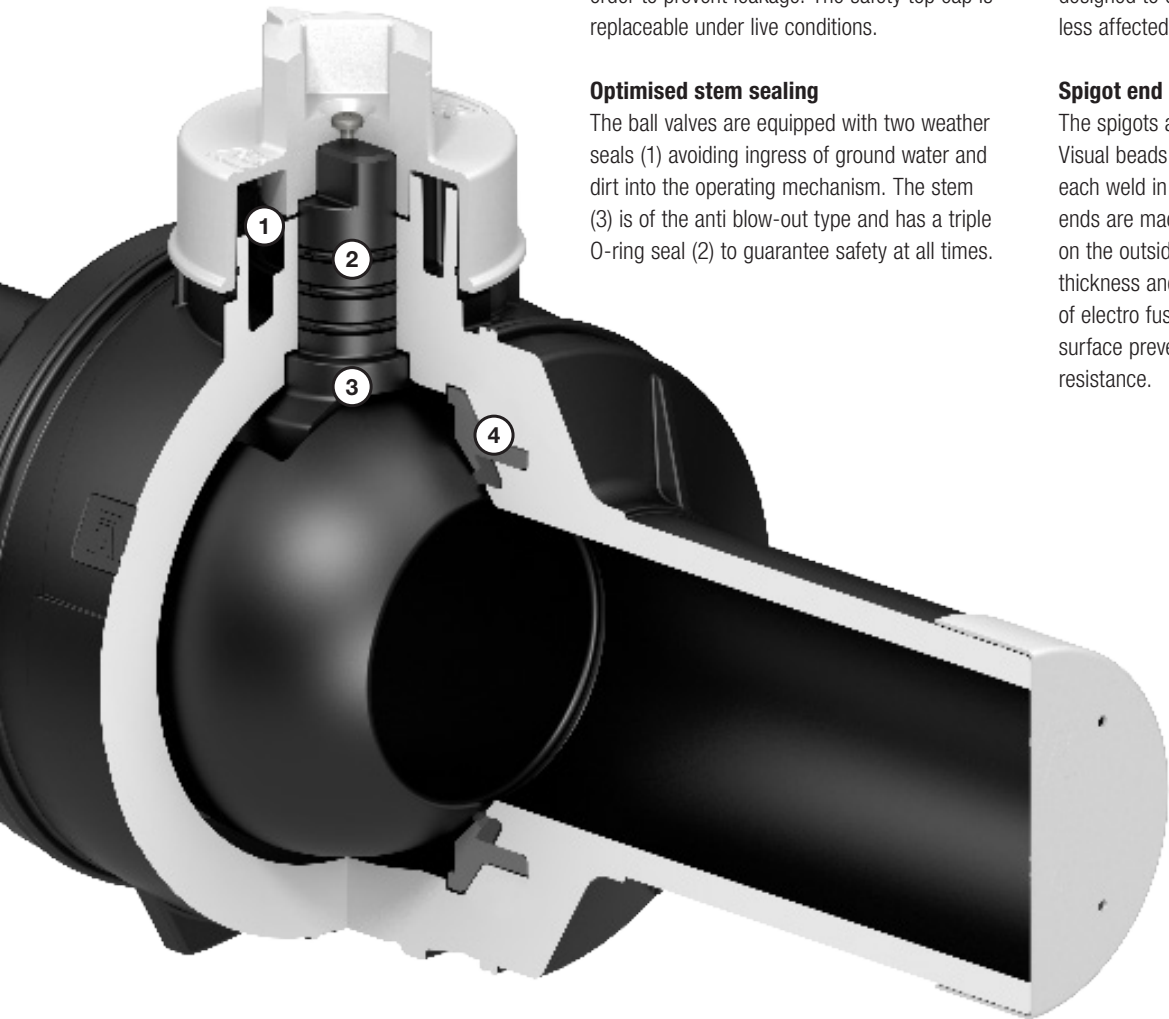
(4) The seat retainer design ensures the ball seat is kept in place. It prevents the ball seat from being dislodged, which guarantees a good functionality throughout the years.

Safety top cap prevents leaks
 If the valve is over torqued during opening or closing, the top cap is, as a safety feature, designed to fail before the valve seals fail in order to prevent leakage. The safety top cap is replaceable under live conditions.

Optimised stem sealing
 The ball valves are equipped with two weather seals (1) avoiding ingress of ground water and dirt into the operating mechanism. The stem (3) is of the anti blow-out type and has a triple O-ring seal (2) to guarantee safety at all times.

Sealing at all times
 The seat retainer design (4) ensures that the ball seat is kept in place. The floating ball principle and special shaped ball seats are designed to ensure sealing at all times and be less affected by dirt or debris.

Spigot end construction
 The spigots are butt welded to the body. Visual beads ensure a high joint quality of each weld in the complete pipeline. The spigot ends are machined on the inside as well as on the outside, guaranteeing a uniform wall thickness and allowing for optimal welding of electro fusion couplers. The smooth inner surface prevents deposits and minimises flow resistance.



BUTTERFLY VALVES FOR ABOVE GROUND INSTALLATIONS



Renowned centric butterfly design

The butterfly valves are produced by Wouter Witzel EuroValve, a well-esteemed company in the AVK Group, and one of very few manufacturers of butterfly valves with fixed liner. The Wouter Witzel butterfly valves are approved by all major authorities such as KIWA, DVGW, SVGW, and WRC.

Cost efficient installation

The compact lightweight construction saves space and makes the valves easy to handle. The streamlined disc shape ensures minimum turbulence and head loss. Furthermore, the low torques facilitate the operation of the valves allowing the use of smaller and less expensive actuators.

Outstanding seating concept

The rubber is injection moulded directly on the valve body forming a permanent bond with an optimal rubber shore hardness. Consequently, there is no risk of deformation or dislocation of the liner making the valves suitable under vacuum conditions.

The disc has a profiled sealing edge which requires minimal deformation of the liner to achieve a tight sealing. This gives less wear of the liner and low operating torques. Therefore, the butterfly valves are the ultimate choice for applications with high operation frequency.



REPAIR CLAMPS FOR QUICK REPAIR OF LEAKAGES



Cost-effective repair

Our stainless steel repair clamps are used worldwide for repair of leakages and ruptures in pipe systems. The design ensures a cost-effective and reliable solution for quick repairs of steel, copper, asbestos cement, cast iron and plastic pipes. Repair clamps may be used for permanent repair of punctures as well as longitudinal and circumferential cracks.

The functional principle of the repair clamp is based on a stainless steel, pre-rolled plate which is clamped around the pipe and fastened with lugs and nuts. After welding, the clamp will be completely pickled and passivated in order to ensure corrosion resistance. AVK repair clamps are provided with a waffle structured rubber gasket and rounded tops to create a fully circumferential seal.

Complete range of stainless steel clamps

The range includes a single band clamp with diameters ranging from 48-52 mm to 350-360 mm, a double band clamp ranging from 88-110 mm to 590-610 mm, and a triple band clamp ranging from 270-300 mm to 810-840 mm. Other dimensions are available upon request.

The clamps are available with or without BSP thread, in lengths of 100-900 mm with intervals of 100 mm, and in stainless steel AISI 304 or AISI 316. They are designed with NBR rubber lining, teflon coated A2 bolts, and teflon coated A4 nuts. Clamps for DN600 to 2000 pipes are also part of the range.



EXTENSION SPINDLES IN A DURABLE AND USER-FRIENDLY DESIGN

Complete range

Extension spindles are used for easy access to operation of valves installed below ground. AVK extension spindles are produced on fully automated state-of-the-art production equipment to ensure cost efficiency and a uniform quality.

The extension spindles are available in telescopic and fixed length designs for gate valves as well as for service connection valves. Furthermore, they are available in telescopic design for PE ball valves.

The extension spindles are made of corrosion-resistant materials to ensure long service life. The conical key adaptor fits standard T-keys. The bottom cover protects the valve spindle from impurities and enables it to rotate freely.

Telescopic design

Telescopic extension spindles are used when the distance between the valve and the ground surface can vary and when an adjustment of the extension spindle is required after installation.

The top adaptor is designed with a defrosting hole intended for insertion of a heating element to prevent freezing of possible ground water inside. The two fixation lugs can be attached to AVK surface boxes and support tiles. A lock spring keeps the telescopic part in place during installation, as it creates friction inside the inner square tube. The center sleeve protects against penetration of impurities between the two outer PE pipes.

Fixed length design

Fixed length extension spindles are used when the distance between the valve and the ground surface is known so that adjustment of the length after installation is required to a limited extent or not at all.


The patented AVK design facilitates fast and easy shortening of the extension spindle and a complete adjustment of the length can be done merely by use of a hacksaw.



“Safe-click” for service connections

Both the fixed and the telescopic extension spindles feature a patented “Safe-click” mounting system. “Safe-click” offers a secure and fast three-step mounting process on service connection valves.

The spindle adaptor of the extension spindle is placed on top of the valve stem. The split fitted on the bottom cover is inserted in the hole of the spindle adaptor and valve stem, and the bottom cover is pressed down until “click”.



SURFACE BOXES LIGHTWEIGHT AND SUSTAINABLE



Why choose synthetic surface boxes?

- Lightweight, ensuring safe and easy handling in compliance with Health and Safety Regulations
- Maintenance and corrosion free. Easy access throughout the year; no need to clean or grease the seat to protect against corrosion or frost
- Silent in traffic zones; synthetic material absorbs noises
- 100% recyclable and significantly less use of energy resources compared to the production of cast iron surface boxes
- Heat resistant max. 250°C

Designed for tough conditions

The housing of synthetic surface boxes is made from specially compounded PA+ (polyamide with additives), making the surface box suitable for heavy duty application areas in all seasons and conditions.

The material has high impact resistance at low temperatures and is sufficiently heat resistant for safe installation in tarmac roads. The ribs in the housing ensure optimal fixation in the road foundation.



Height adjustable surface boxes


AVK offers a wide range of DIN DVGW approved height adjustable surface boxes specifically designed for tarmac installation. The use of height adjustable surface boxes enables easy and precise installation thanks to flexible positioning of the top part. Height adjustable surface boxes prevent costly correction after installation and save time and money when roads are renovated.

AVK also offers height adjustable surface boxes with reinforced rim, ensuring better support of the top part and making this product even more robust, stable and suitable for heavy duty application areas.

Fixed height surface boxes

Our Classic fixed height surface boxes are DIN DVGW approved and designed to withstand heavy traffic loads. Therefore, they are often used in medium and heavy duty application areas.

Our Futura range is a lightweight and price competitive version and is often used in light to medium duty application areas.



Recognisable synthetic lids

Lids made of synthetic material are corrosion free, unattractive to thieves, more aesthetic (making them highly suitable for shopping areas and city centres) and lightweight, and in compliance with Health and Safety Regulations.

To prevent the lid from being lifted by the suction of a passing vehicle, the reduced weight is compensated for with a locking clip around the bolt. In the event that surface box lids get covered with snow, leaves or soil, AVK offers a solution that makes the surface box easily detectable by means of a ferromagnetic detector.

Support tiles and top frames

Support tiles significantly increase the support required by surface boxes in weak soils. They also prevent telescopic extension spindles from being pushed back.

Top frames protect surface boxes in green zones and improve the visibility of the surface box. Synthetic top frames are lightweight, especially compared to concrete top frames. With a top frame, grass will not overgrow the surface box and combined with a support tile, easy access to valves installed below is guaranteed.

Flexible floating surface boxes

The deflection ability secures optimal fit on sloped surfaces. The internal fixation of telescopic extension spindles enables height adjustment after installation. The large chamber provides easy access for mounting and demounting of the extension spindle, and the closed design protects the extension spindle against impurities.

The surface boxes are available with square or circular surface plates. The body is made of polyamide PA-6, and the surface plate and lid are of ductile iron with black primer. The lids are also available with yellow epoxy coating.



SUPA MAXI™ UNIVERSAL TENSILE COUPLINGS



Innovative design with unique features

AVK offers a complete range of universal tensile couplings comprising straight, step and transition couplings as well as flange adaptors and end caps complying to the EN 14525 standard. Supa Maxi™ sets a new standard with its unique features:

- Fully universal and tensile
- Patented SupaGrip™ sealing support system
- PN10 in all dimensions
- $\pm 4^\circ$ (8°) angular deflection on each side
- Permanent protection caps provide protection during handling and installation
- Bolts are tightened on the bolt head from the sleeve side, no re-tightening
- Lifting eye in DN100-400
- Fusion bonded epoxy coating in compliance with DIN 3476 part 1 and EN 14901, GSK approved
- Gasket of NBR approved for gas
- Temperature range -20°C to $+70^\circ\text{C}$


Cut time on installation

Supa Maxi™ couplings enable $\pm 4^\circ$ (in total 8°) deflection on each side up to a maximum pressure of PN10.

All items with a weight exceeding 10 kilos are designed with a lifting eye in the sleeve enabling easy and ergonomically safe handling.

Due to the all-metal SupaGrip™ sealing support system, re-tightening of the bolts is not necessary.

During handling, the center piece of the protection cap protects against the sharp grip segments and prevents impurities from settling inside the coupling.



Before tightening



After tightening

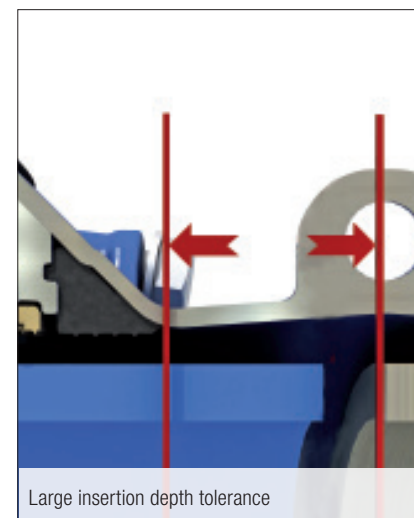


The large insertion depth tolerances allow the pipe to be cut slightly angled and the pipe will not move inwards when tightening the bolts. This gives a simple installation without need for precise adjustment.

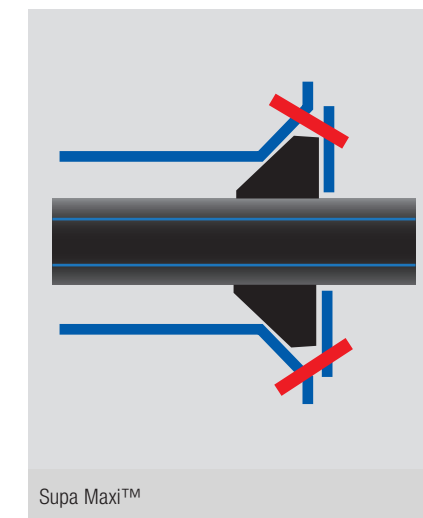
Superiour tightness on all pipe materials

SupaGrip™ provides full support and backup of the gasket even on minimum pipe sizes within the tolerance range and when used on oval pipes. The flexible bracket is designed to contract and follow the external pipe diameter. As a result, it serves as a solid backup for the gasket and enables full deflection.

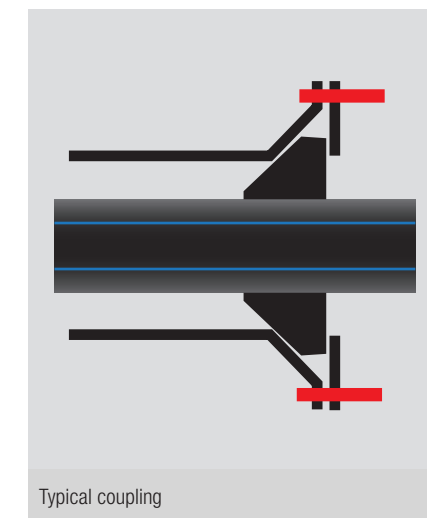
When tightening the bolts, the bracket segments and radially moving bolts move inwards, securing that the gasket tightens around the pipe and that the grip segments clutch the pipe surface.



Large insertion depth tolerance




Supa Maxi™



Typical coupling

GATE VALVES


SERVICE CONNECTION VALVES, COUPLINGS, BUTTERFLY VALVES AND BALL VALVES



Series 36/90
Gate valve with PE ends
DN65-400
PE100/PN10 SDR 11
pipes

Ductile iron
With external epoxy
coating


Options:
• PE100/PN10/4 pipes



Series 36/90
Gate valve with PE ends
DN65-400
PE100/PN10 SDR 11
pipes


Ductile iron
With external PUR
coating

Options:
• ISO top flange



Series 38/90
Gate valve with flange/
PE end
DN50-200
PE100 / PN10 SDR 11
pipe

Ductile iron
With external epoxy
coating



Series 36/9X
Service connection valve
with PE ends
DN25-50
PE100 / PN10 or 4 pipes

Ductile iron
With external epoxy
coating

Options:
• external PUR coating



Series 03/25
Service connection valve
with internal thread
DN25-50
PN4
Ductile iron
With external epoxy
coating



Series 631/70
Supa Maxi™ universal
tensile straight coupling
DN50-400
PN10
Ductile iron

Options:
• step coupling



Series 46/64
Gate valve with short
spigot ends
DN50-300
PN16
GP240GH
With external epoxy
coating

Option:
• external PUR coating



Series 46/70
Gate valve with long
spigot ends
DN50-600
PN16
GP240GH
With external PUR
coating

Option:
• external epoxy coating



Series 46/80
Gate valve with long
spigot ends and two
purge points
DN80-600
PN16
GP240GH
With external PUR
coating



Series 633/70
Supa Maxi™ universal
tensile flange adaptor
DN40-400
PN10
Ductile iron



Series 634/70
Supa Maxi™ universal
tensile end cap
DN50-300
PN10
Ductile iron



Series 75/11
Wafer butterfly valve,
centric with fixed liner
DN50-600
PN10/16
Ductile iron



Series 46/78
Gate valve with long
spigot ends and ISO top
flange
DN50-400
PN16
GP240GH
With external PUR
coating

Option:
• external epoxy coating



Series 46/90
Gate valve with steel/PE
spigot ends
DN50-300
PN10
GP240GH

External epoxy coating

Options:
• external PUR coating



Series 02/70
Flanged gate valve
Long DIN F5
DN40-500
PN10/16
Ductile iron
With external epoxy
coating



Series 75/31
Semi-lug butterfly valve,
centric with fixed liner
DN50-300
PN10/16
Ductile iron

Options:
• full lug



Series 75/20
Double flanged short
butterfly valve, centric
with fixed liner
DN50-600
PN10/16
Ductile iron

Options:
• double flanged long



Series 85/30
Ball valve with spigot ends
DN25/Ø20 mm -
DN150/Ø180 mm
PN10
PE100

Options:
• lever
• support base



Series 06/70
Flanged gate valve
Short DIN F4
DN40-600
PN10/16
Ductile iron
With external epoxy
coating



Series 06/59
Flanged gate valve
with position indicator
Short DIN F4
DN50-400
PN10/16
Ductile iron
With external epoxy
coating

Option:
• long DIN F5, DN400-
500



Series 15/78
Flanged gate valve
with ISO top flange
Short DIN F4
DN50-400
PN10/16
Ductile iron
With external PUR
coating

Option:
• external epoxy coating

SURFACE BOXES AND SUPPORT TILES

EXTENSION SPINDLES, REPAIR CLAMPS AND GASKETS



Series 80/31
Surface box "Futura" for gate valves
Fixed height
Body of PA+
Lid of yellow PA

Options:

- lid of cast iron or black PA
- for pavement



Series 80/32
Surface box "Futura" for service connection valves
Fixed height
Body of PA+
Lid of yellow PA

Options:

- lid of cast iron or black PA
- for pavement



Series 80/33-000
Surface box for service connection valves, design derived from DIN 4059
Fixed height
Body of PA+
Lid of cast iron



Series 80/33-100
Surface box for service connection valves, design derived from DIN 4059
Height adjustable
Body of PA+
Lid of cast iron



Series 80/33-400
Surface box for service connection valves
Height adjustable
Reinforced rim
Body of PA+
Lid of cast iron



Series 80/34-000
Surface box for gate valves to DIN 3581
Fixed height
Body of PA+
Lid of cast iron



Series 80/34-100
Surface box for gate valves to DIN 3581
Height adjustable
Body of PA+
Lid of cast iron



Series 80/34-400
Surface box for gate valves, design derived from DIN 3581
Height adjustable
Reinforced rim
Body of PA+
Lid of cast iron



Series 80/35
Surface box for gate valves to DIN 3582
Height adjustable
Body of PA+
Lid of cast iron

Options:

- fixed height



Series 80/36
Surface box for gate valves to DIN 3583
Fixed height
Body of PA+
Lid of cast iron

Options:

- height adjustable
- synthetic lid
- to DIN 3584



Series 80/46
Support tile for surface boxes for gate valves and service connection valves
With spindle fixation
PA+

Options:

- without spindle fixation



Series 80
Top frame for surface boxes for gate valves and service connection valves
PA+



Series 04/05
Extension spindle for service connection valves
Fixed length
DN25-50
Pipe cover 800-3000 mm



Series 04/07
Extension spindle for service connection valves
Telescopic
DN25-50
Length 450-700 to 1700-2900 mm



Series 04/02
Extension spindle for gate valves
Fixed length
DN40-400
Pipe cover 800-3000 mm



Series 04/04
Extension spindle for gate valves
Telescopic
DN50-600
Length 450-700 to 2850-5250 mm



Series 04/F
Extension spindle for PE ball valves
Telescopic
DN25-150
Length 450-700 to 2850-5250 mm



Series 748/01
Repair clamp
Single band with support plate
Stainless steel AISI 304 or AISI 316
NBR rubber

Options:

- fingers
- handgrip



Series 748/02
Repair clamp
Single band with support plate
Stainless steel AISI 304 or AISI 316
NBR rubber

Options:

- fingers
- handgrip



Series 748/03
Repair clamp
Triple band with support plate
Stainless steel AISI 304 or AISI 316
NBR or EPDM rubber

Options:

- fingers



Series 79/B
Flange gasket in straight KGS design
NBR rubber
DN50-800

Options:

- Drop-shaped KGS-S design

AVK VALVE INSTALLATION TRACKER **TRACEABILITY OF VALVES**



THE AVK VALVE INSTALLATION TRACKER is an asset management system* utilising a purpose-built, user-friendly mobile app and web portal.

Data of each valve installed

The AVK Valve Installation Tracker gives you full traceability of your assets providing data of each valve installed, and gives the opportunity to review the quality of the installation. The GPS pin location combined with a picture of each installation gives you a complete, accurate and auditable record of every valve installed. All data recorded can be exported into standard data formats for integration into existing mapping systems.

Full traceability in a few simple steps

A QR code is generated when the valve successfully passes all relevant test procedures at AVK. It assigns a unique serial number for the product which is linked to the full material and test records. When the valve is installed, the data record becomes complete from raw material to accurate position and application.

*Patent pending



Scan QR code on valve

Location is set automatically via GPS

Take picture of valve installation

Add working pressure and comments

You have access to the data recorded via a user-friendly web portal providing accurate valve records at a glance.

EXPECT US TO EXCEED MARKET STANDARDS

Inhouse R&D

In our Development Department in Denmark, ideas and suggestions for new products are gathered, and existing products are updated continuously.

We use FEA (Finite Element Analysis) to optimise the strength and geometry of our components and CFD (Computational Fluid Dynamics) analyses to validate different product designs prior to creating physical prototypes, enabling us to predict consequences in cases where it is impossible to create full scale tests on physical products.

We make our own test and production equipment, and in our flow lab, we conduct thorough prototype and life cycle tests prior to release for production. New product types are generally field tested in co-operation with end users before final launch.

Certified according to ISO/TS 29001:2010

ISO/TS 29001 is an industry-specific standard for the oil and gas industry based on ISO 9001, but with stricter requirements for control measures and risk management, in that key issues such as staff training, traceability of materials and obtained test results must be documented.

Moreover, we are certified to ISO 14001, the international standard for environmental management, and to OHSAS 18001, the international Occupational Health and Safety Standard.

Expect... AVK

In our business there are five cornerstones that must be in place in order to meet customer expectations: Quality, reliability, innovation, sustainability and customer service.

But we need to go further than that. We go further to exceed our customers' needs and expectations.

"Expect... AVK" means that our customers should rightfully expect us to exceed market standards. "Expect... AVK" means that we relentlessly strive for increased customer benefits!

To ensure that we keep pushing the boundaries of what the market can expect, we have formulated promises that we will strive to deliver in all our markets:

- EXPECT** A LONG-TERM PARTNERSHIP
- EXPECT** QUALITY IN EVERY STEP
- EXPECT** LASTING INNOVATIONS
- EXPECT** TOTAL SAVINGS
- EXPECT** SOLUTIONS, NOT JUST PRODUCTS
- EXPECT** GLOBAL LEADERSHIP AND LOCAL COMMITMENT
- EXPECT** PROMPT RESPONSE
- EXPECT** IT TO BE EFFECTIVE AND EASY

See more on www.avkvalves.eu



AVK International A/S

Bizonvej 1
Skovby
8464 Galten
Denmark

Tel.: +45 8754 2100
sales@avk.dk
www.avkvalves.eu

2020-02-06
Copyright © AVK Group A/S 2020

Expect... **AVK**

